

Write About It

July: Independence Day and Picnic
Monthly Writing Themes and Templates



autumn

scarecrow

harvest

crows

fields

leaves



flower

garden

bloom

seeds

shovel

basket

Written By: Tracy Jarboe & Stefani Sadler

Illustrated By: Stefani Sadler

Table of Contents

Table of Contents	Page 3
Introduction	Page 4
How to Use the Book	Page 5
"Write About It"	Page 6
Theme One: Independence Day	Page 7
"Write About It" Pattern	Page 8
Word Cards	Page 9
Stationery & Prompts	Page 12
Syllable Practice	Page 16
Alphabetizing Practice	Page 17
Vocabulary Plan	Page 18
Writing Practice	Page 19
Graphic Organizer	Page 21
Theme Two: Picnic	Page 22
"Write About It" Pattern	Page 23
Word Cards	Page 24
Stationery & Prompts	Page 27
Syllable Practice	Page 31
Alphabetizing Practice	Page 32
Vocabulary Practice	Page 33
Writing Plan	Page 34
Graphic Organizer	Page 35
Student Award	Page 36

How to Use This Book

Each monthly book contains ready-to-go themed activities that may be used during center, group, or independent work times and are designed to encourage writing and vocabulary development. Generally, we introduce two themes each month, but you may choose one theme and continue it for the full month, or use both topics and shorten the display time to two weeks. You may also adjust topics to correspond to your school calendar. For example, your "Back To School" might be in August rather than September. We have provided all of the patterns for themed bulletin board "toppers" called "Write About It", word cards, worksheets, graphic organizers, award pages and activities to address common core writing standards. The topics contained in this book series are:

September

"Back to School"

"Johnny Appleseed"

October

"Fall Harvest"

"Halloween"

November

"Thanksgiving"

"Pilgrims & Indians"

December

"Holiday Fun"

"Gingerbread"

January

"Winter"

"Snowmen"

February

"Valentine's Day"

"Presidents"

March

"St. Patrick's Day"

"Spring"

April

"Baby Animals"

"Easter"

May

"Mother's Day"

"Flowers"

June

"Father's Day"

"Summer Vacation"

July

"Independence Day"

"Picnic"

August

"Summer Reading"

"My Masterpiece"

How to Use the Write About It

The "Write About It" theme toppers are designed to be used as a word wall. We like to place a long piece of ribbon on a bulletin board, the theme topper on top and place Velcro dots on the remaining ribbon on which to affix word cards. The students may then take the word cards off the ribbon to use as they are writing. Be sure that the ribbon is stapled firmly to the bulletin board. We advise you to laminate the word cards and the "Write About It" toppers, so they will last longer and can be used over and over again. If you prefer, you may simply staple the word cards on the bulletin board, but then students will not be able to take them down. You also do not need to use a ribbon at all and may simply place the word cards underneath the theme topper.



Theme Topper



autumn

scarecrow

harvest

crows

fields

leaves

flower

garden

bloom


seeds

shovel

basket

Word Cards

Length of Ribbon



picnic


park

tablecloth

basket

A Picnic is fun









































because




Name: _____ Date: _____

Picnic Syllable Practice

Count the syllables in each word. Color one watermelon for each syllable.

1. picnic				
2. park				
3. tablecloth				
4. basket				
5. chicken				
6. hotdog				
7. watermelon				
8. hamburger				
9. lemonade				
10. cookie				

Graphic Organizer



Writing Plan

Pencil Sketch








Beginning

Middle

End

Feeling Statement

Graphic Organizer





We celebrate

for being an
outstanding author!