


Directed Drawing III

A collection of directed drawings designed to teach the beginning artist how to draw people.




Written By: Tracy Jarboe & Stefani Sadler


Illustrated By: Stefani Sadler

Table of Contents


We have included several directed drawings in this "people" themed volume. These drawings have been specifically designed for beginning artists. Even the youngest children will experience success with these drawings. If you desire greater challenge, you may consider adding more detail to each of the drawings.

1. Young Boy I
2. Young Boy II
3. Young Girl I
4. Young Girl II
5. Woman
6. Man
7. Older Woman
8. Older Man
9. Infant
10. Positions
11. Features
12. Hats
13. Pirate
14. Cowboy
15. Clown
16. Princess
17. Pilgrim Boy
18. Pilgrim Girl
19. Indian Boy
20. Indian Girl
21. Book Cover






1




2



3



4



5



Standing Figure



1




2




3
















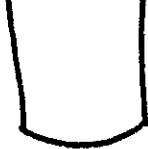






4






5



Hats are a quick and easy way to give a figure character & personality. Practice with placement of the hat and what will work the best for your drawing. Bringing in a selection of hats for the Art Center or sketching times is very helpful.

Spring Bonnet 			
Pilgrim Hat 			
Pilgrim Hat 			
Top Hat 			
Clown Hat 			

Advanced Figures - Pilgrim Girl



SAMPLE NOT FOR DUPLICATION